

5 GRADERS ENGLISH ACTIVITIES UNIT 7 (1)



Hello everybody! I hope things are going very well with you and your family these days!! I'm pretty sure that all of you are making a great effort in order to get the best result in everything you have been doing. I congratulate you on your wonderful work.

Now, it is time to start Unit 7. This unit is called **JOLLY GEOGRAPHY**. It is an interesting unit in which you are going to learn some vocabulary related to **adjectives to describe places** and **phrasal verbs to describe a trip**, and the most important features about a new verb tense, **FUTURE – WILL / WON'T (FUTURE FACT)**. Moreover, you will continue practising the **Present Perfect** tense.

What are phrasal verbs? What about future tenses? No worries. You will learn everything about grammar and vocabulary throughout this unit. In addition, not only will you learn grammar and vocabulary, but also you will continue practising and improving your listening, reading and writing skills.

Are you ready to start working on a new unit?

The first thing you have to do is to copy the general outline of this unit in your notebook:

UNIT 7. JOLLY GEOGRAPHY.



In this unit, I'm going to learn:

- Vocabulary:
 - ✓ Adjectives to describe places.
 - ✓ Phrasal verbs to describe a trip.
- Grammar:
 - ✓ Present perfect tense (affirmative, negative and interrogative form).
 - ✓ Will and won't (future fact).

After copying the general outline in your notebook, the lesson 1 has to be done. How can we do it? Let's start with the Class Book.


CLASS BOOK, LESSON 1, PAGE 66, ACTIVITY2



We have to make our new vocabulary list.

Open the back part (parte trasera) of your notebook and write: UNIT 7. JOLLY GEOGRAPHY. Then, copy the following words making a list.

- + **Deserted** ⇨ deshabitado, vacío.
- + **Rural** ⇨ rural, campestre.
- + **Snowy** ⇨ nevado, cubierto de nieve.
- + **Tropical** ⇨ tropical.
- + **Historic** ⇨ histórico.
- + **Cosy** ⇨ acogedor, cómodo, confortable.
- + **Crowded** ⇨ abarrotado, atestado, lleno de gente.
- + **Urban** ⇨ urbano.
- + **Noisy** ⇨ ruidoso, escandaloso.
- + **Mountainous** ⇨ montañoso.
- + **Dangerous** ⇨ peligroso.
- + **Freezing** ⇨ helado, congelado.

If you want, you can listen to the audio ( 22 Audio Track) and check how the words are pronounced. The audio is in the attached file "22 Audio Track". Then, you can repeat the words.

CLASS BOOK, LESSON 1, PAGE 66, ACTIVITY 4


Read text B and answer the following question. It is a speed-reading activity so you have one minute to complete it. Use the survival guide to find the answer to the question. Use a watch or timer to time one minute.

- ✓ What do you need to make a snow shelter?

B

How to survive in the Arctic

Make a snow shelter



- You can't dig a snow shelter on flat snow, so first look for a slope.
- Check you have about 2 metres of snow for your shelter.
- With a shovel, dig an entrance tunnel, which should be about 1 metre long.
- Then start digging out the snow. The roof and the walls of the shelter should be at least 60 centimetres wide.
- If there are trees nearby, put branches on the floor so that you are not touching the snow.
- Put a rucksack in the entrance to keep out the wind.
- If possible, light a candle to give you light and warmth.

USEFUL VOCABULARY

- + Shelter ⇒ refugio.
- + Dig ⇒ cavar.
- + Slope ⇒ cuesta, pendiente, inclinación.
- + Shovel ⇒ pala.
- + Roof ⇒ techo, tejado.
- + Wall ⇒ pared.
- + Wide ⇒ de ancho.
- + Nearby ⇒ cerca.
- + Rucksack ⇒ mochila.
- + Keep out ⇒ impedir la entrada a...
- + Light ⇒ encender.
- + Warmth ⇒ calor.

Answer: You need a slope with about two metres of snow. You also need a shovel, branches, a rucksack and a candle.

Now, **let's continue working on our Activity Book.**

ACTIVITY BOOK, LESSON 1, PAGE 64, Act. 1

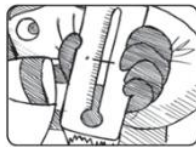


Look at the pictures below and write the adjectives. You should aim to write as many words as you know by heart, but you can check your vocabulary list if necessary. You have to do this activity in your Activity Book. The most advisable thing is to write in pencil in case you need to change your answers.


1 Write the adjectives.



1 _____




2 _____



3 _____



4 _____



5 _____



6 _____




7 _____



8 _____



9 _____



10 _____

Answers:

1. Dangerous.
2. Freezing.
3. Snowy.
4. Deserted.
5. Noisy.
6. Urban.
7. Crowded.
8. Tropical.
9. Historic.
10. Rural.

ACTIVITY BOOK, LESSON 1, PAGE 54, Act. 2



Read and complete the definitions. Read the definitions carefully and decide which word fits best in each gap. This activity is also related to adjectives to describe places. There is a clue for each definition. You can also check your vocabulary list.

2 Read and complete the definitions.

- 1 A _____ place has got hot weather all year.
- 2 A _____ place is somewhere that's very cold.
- 3 A _____ place is somewhere that's warm and comfortable.
- 4 A _____ place is where there are many people close together.
- 5 A _____ place is somewhere in the countryside.
- 6 A _____ place has got few or no people.
- 7 A _____ place has got many old and interesting buildings.
- 8 A _____ place is somewhere that's got many high mountains.

USEFUL VOCABULARY

- + **Hot** ⇨ cálido, caluroso.
- + **All year** ⇨ todo el año.
- + **Somewhere** ⇨ algún lugar, algún sitio.
- + **Warm** ⇨ templado, no muy caluroso.
- + **Comfortable** ⇨ cómodo.
- + **Close** ⇨ cerca.
- + **Countryside** ⇨ campo.
- + **Few** ⇨ poco/a.
- + **Building** ⇨ construcción, edificio.
- + **High** ⇨ alto/a.


Answers:

1. Tropical.
2. Freezing.
3. Cosy.
4. Crowded.
5. Rural.
6. Deserted.
7. Historic.
8. Mountainous.

ACTIVITY BOOK, LESSON 1, PAGE 64, Act. 3



Listen and tick ✓ the kind of places Billy, Milly and Jilly like.

This is a listening activity. You have to listen carefully the recording at least twice ( 24 Audio Track). Watch out! You have to tick the boxes to show the kind of places that the different children like.

3 Listen and tick ✓ the kind of places Billy, Milly and Jilly like.

	urban	mountainous	cosy	historic	deserted	rural
Milly	<input type="checkbox"/>	<input type="checkbox"/>	<input type="checkbox"/>	<input type="checkbox"/>	<input type="checkbox"/>	<input type="checkbox"/>
Jilly	<input type="checkbox"/>	<input type="checkbox"/>	<input type="checkbox"/>	<input type="checkbox"/>	<input type="checkbox"/>	<input type="checkbox"/>
Billy	<input type="checkbox"/>	<input type="checkbox"/>	<input type="checkbox"/>	<input type="checkbox"/>	<input type="checkbox"/>	<input type="checkbox"/>

If you have any problems while listening, here you have the transcript:

Billy So, what kind of places do you like, Milly?

Milly Well, I suppose I like quiet places, not big cities. I prefer the countryside where it's rural. And I like staying in warm, cosy cottages.

Billy And how about you, Jilly?

Jilly Me? I love climbing up big mountains, so I suppose I like mountainous places – and I love it when the place is deserted and I'm on my own. I'm also really interested in history and I love historic towns. But not if they're too crowded!

Milly And what about you, Billy? What kind of places do you like?

Billy Well I like urban places. And just like Jilly I like old, historic places. I don't like the mountainous places, though – they're too snowy and windy!

Answers:

Milly: cosy, rural.

Jilly: mountainous, historic, deserted.

Billy: urban, historic.




We have already finished the lesson 1. Now, you have to do the lesson 2. **Let's continue working on our Class Book.**

CLASS BOOK, LESSON 2, PAGE 67, ACTIVITY 6

This is a listening activity. **Read and listen.**

You have to read and understand a story from a diary. Focus on the diary and the pictures. The first thing you have to do is to **listen to the story** carefully.


The audio is:




Focus on the pronunciation while listening to the text. It is important to practise this activity **twice**. The first time, read the text in silence while you listen to the text paying special attention to pronunciation. Secondly, try to read the text aloud and listen to the recording at the same time.

C

Day 1
Dear Billy,
I'm writing my diary, because I promised to write it for you every day. I've just arrived in Canada and I'm going to travel to the Arctic tomorrow. Hurrah! I've been to tropical jungles and mountainous deserts, but I've never been to the Arctic!
Your very excited Uncle Tom



Day 2
I'm here! At the moment I'm at Polar Bear Lodge. We flew here by helicopter over the Churchill River and I saw seals and a wolf. There are nine people on the tour and our guide's name is Felix. I hope you are working hard at school!




Day 3
Something terrible has happened! Today we went on an expedition in the snow buggy. We were going to the Arctic sea, when Felix asked me, 'Have you ever seen an Arctic hare?' 'No, I haven't,' I said. He told us he could see some hares, so we got out of the buggy to watch them. One hare ran behind some trees and I followed it, because I wanted to take a photo. But when I came back the group and Felix weren't there! Now I'm sitting on my rucksack in the snow all alone. Have you ever been lost? It's a horrible feeling! I'm going to wait here for Felix and the group. I hope they come soon!
P.S. I didn't even get a photograph of that hare!

Still Day 3
Oh, dear! Where are Felix and the group?! It's very cold! I've never been this cold before! I'm in my tent now, but it's very windy. In fact it's very, very, very windy. ...

Still Day 3, but nearly Day 4
Sorry about that! My tent blew away! Have you ever dug a snow shelter? I have! I'm in it now! (I'm glad I read that Arctic survival guide before I came here!) I've put some branches on the floor and I've lit a candle. Outside it's -50 degrees, but it's very cosy in here! What an adventure!

Day 4
I woke up very early and lit a fire outside my snow shelter. I was making a cup of tea, when I heard a noise. It was Felix in the snow buggy! He saw the smoke from my fire and came to rescue me! (He couldn't return yesterday because the snow buggy broke down and then the storm began.) Now I'm back at Polar Bear Lodge and I'm safe. Phew! More adventures tomorrow ...



USEFUL VOCABULARY

You can add these words to your vocabulary list.

- + **Jungle** ⇨ jungla.
- + **Excited** ⇨ entusiasmado.
- + **Lodge** ⇨ alojamiento.
- + **Seal** ⇨ foca.
- + **Wolf** ⇨ lobo.
- + **Went on (infinitive. go on)** ⇨ continué (continuar).
- + **Buggy** ⇨ carrito, calesa.
- + **Hare** ⇨ liebre.
- + **Got out (infinitive. get out)** ⇨ salí (salir).
- + **Behind** ⇨ detrás.
- + **Came back (infinitive. come back)** ⇨ volví (volver).
- + **Soon** ⇨ pronto.
- + **Blew away (infinitive. blow away)** ⇨ se voló (volarse / ser arrastrada por el viento).
- + **Glad** ⇨ contento/a, alegre.
- + **Survival guide** ⇨ guía de supervivencia.
- + **Branches** ⇨ ramas.
- + **Outside** ⇨ fuera.
- + **Woke up (infinitive. wake up)** ⇨ desperté (despertarse).
- + **Smoke** ⇨ humo.
- + **Broke down (infinitive. break down)** ⇨ se averió (averiarse).
- + **Storm** ⇨ tormenta.
- + **Phew!** ⇨ ¡uf!, ¡puf!

Now, **let's start doing the lesson 2 from our Activity Book.**

Activities from Lesson 2 are also related to the story of Uncle Tom's trip.

ACTIVITY BOOK, LESSON 2, PAGE 65, Act. 1




Remember the story. Read and write *True* or *False*.

In this activity, you have to read the sentences carefully and write *True* or *False* depending on the information provided. I am sure that you will not have problems to understand the sentences.

You can read the text as many times as you need in order to the activity. Then, write *True* or *False* from memory. You can check your answers by looking at the Class Book diary on page 67. You have the activity in the

following page.

1 Remember the story. Read and write *True or False*. 

- 1 Uncle Tom flew in a helicopter on Day 2. _____
- 2 The group's guide was a woman. _____
- 3 Uncle Tom saw some seals and a wolf. _____
- 4 Uncle Tom got lost because he wanted to take a photo of an Arctic hare. _____
- 5 Uncle Tom didn't know how to dig a snow shelter. _____
- 6 Uncle Tom knew how to light a fire. _____
- 7 Uncle Tom's tent fell down because there was so much rain. _____

ANSWERS

1 True 2 False 3 True 4 True 5 False
6 True 7 False

ACTIVITY BOOK, LESSON 2, PAGE 65, Act. 2



Read and circle the correct answers.

Read the sentences and choose the correct phrases to complete them.

2 Read and choose the correct answers.

- 1 The story is
 a a diary b an email c a newspaper article
- 2 It's written by
 a a reporter b Felix c Uncle Tom
- 3 It happens
 a in one day b in three days c in four days
- 4 It's written by
 a at Polar Bear Lodge b in a helicopter c in a snow shelter

ANSWERS

1 a 2 c 3 c 4 a

ACTIVITY BOOK, LESSON 2, PAGE 65, Act. 3



Read and complete.

Complete the text by writing the missing words in the table.

Synopsis

3 Read and complete. ✓

Once Tom went on a trip (1) ... the Arctic. One day, his group went on an expedition in a snow buggy. They stopped to (2) ... some Arctic hares. Uncle Tom left the group to (3) ... a photo of a hare. When he came back, the group and Felix (4) ... there. He put (5) ... a tent to keep warm, but it blew away. He dug a snow shelter and (6) ... to sleep. In the morning, he lit a fire. Felix, the guide, saw the (7) ... from the fire and came to rescue (8) ... Felix took him back to the lodge. He (9) ... safe!

1	
2	
3	
4	
5	
6	
7	
8	
9	

ANSWERS

1 to 2 watch 3 take 4 weren't 5 up 6 went
7 smoke 8 him 9 was

ACTIVITY BOOK, LESSON 2, PAGE 65, Act. 4



Complete the review.

Review

4 Complete the review.

A review of (1) _____.

The main character in this story is (2) _____.

The story is set in (3) _____. It's about a man who gets (4) _____.

The message of the story is (5) _____.

I thought the story was (6) _____.

(7) Rating: I give this story ☆☆☆ stars.

POSSIBLE ANSWERS

1 a diary 2 Uncle Tom 3 the Arctic 4 lost
5 stay with the group 6 Children's own answers
7 Children's own answers

We are about to finish the task. But, before finishing it, you have to do the lesson 3 from your Activity Book. This lesson is about the **Present Perfect** tense. I would like to check how much you know about this verb tense.



Let's do the activities from lesson 3.

ACTIVITY BOOK, LESSON 3, PAGE 66



Lesson 3 Grammar

1 Complete the questions with the correct form of the verbs. Then look and write *Yes, I have* or *No, I haven't*. GRAMMAR → page 112



dig fly sleep walk visit

Remember to write the past participle!



- 1 Have you ever _____ in a tent?
- 2 Have you ever _____ the Arctic?
- 3 Have you ever _____ in a helicopter?
- 4 Have you ever _____ a snow shelter?
- 5 Have you ever _____ in the mountains?




2 Look at Activity 1 and write sentences about Miss London.


- 1 (visit) She hasn't visited the Arctic.
- 2 (sleep) _____
- 3 (fly) _____
- 4 (walk) _____
- 5 (dig) _____

3 Look at the pictures and write true sentences about you.

- 1 (go) _____
- 2 (fly) _____
- 3 (play) _____
- 4 (sleep) _____
- 5 (make) _____
- 6 (walk) _____




4 Write the past participles.

Regular review 
Past participles: irregular verbs

- 1 draw _____ 3 take _____ 5 sleep _____ 7 fly _____
2 make _____ 4 buy _____ 6 dig _____ 8 lose _____

Any questions?

You can find the answers in this attached file:

 [ACTIVITY BOOK, LESSON 3, PAGE 66, ANSWER KEY](#)

LISTENING ACTIVITY – PHYSICAL by DUA LIPA



Here you have the steps you need to follow:

1st. Watch the following **video** at least two times. Try to listen to the song carefully focusing on the pronunciation.

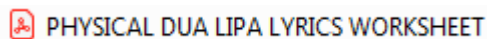


<https://www.youtube.com/watch?v=9HDEHj2yzew>



#DUAFORPEPE
Dua Lipa - Physical (Official Video)

2nd. Do the following **lyrics worksheet**. You have to circle the correct option. Do it while you listen to the song. You should listen to the song as many times as you need. This is the attached file:



3rd. Watch the next **video** so as to check your answers.

<https://www.youtube.com/watch?v=gB7tBqd0E-A>



Dua Lipa - Physical (Lyrics)

INFORMACIÓN PARA LAS FAMILIAS

Estimadas familias.

Comenzamos la unidad 7. En esta tarea nos vamos a centrar principalmente en el trabajo de las lecciones 1 y 2, y la lección 3 del Activity Book ya que es un repaso del Present Perfect que trabajamos en la unidad 6.

Todas las actividades que contienen el icono de la cámara de fotos serán enviadas a través de email, las que no lo llevan, no.

A continuación les detallo las actividades que tienen que entregar:

- Esquema general de la unidad.*
- Lista de vocabulario que hacen en la parte trasera del cuaderno.*
- Activity Book, página 64, actividades 1, 2 y 3.*
- Activity Book, página 65, actividades 1, 2, 3 y 4.*
- Activity Book, página 66, actividades 1, 2, 3 y 4.*
- Ficha de listening de la canción de Dua Lipa.*

Nuevamente, muchas gracias a tod@s por vuestra colaboración.

Javi, tutor de 5º.